



What do I do after I get my Court Decree?

Social Security

- Print a copy of the SS-5 Form (page 5)
- Bring the original stamped copy of your court decree
- Take completed documents to your local Social Security office
- Have additional documentation to prove your identity
- You do not need gender affirming surgery to update your gender marker in CA

Information at the DMV

- To update your NAME
 - Complete the DL-44 online (paper forms are available at your local DMV office)
 - You will need supporting documentation, like your court decree
- To update your LICENSE TO A REAL ID
 - You need an original birth certificate and court decree or amended birth certificate, and other supporting documentation

Birth Certificate

- To update your NAME ONLY
 - Get VS-23 Official Form
 - Include original stamped copy of your court decree and \$26 fee
 - Mail to the office of Vital Records
 - Amended birth certificate will be issued
- To update your NAME and GENDER MARKER
 - Get VS-24B Official Form and instructions
 - Include original stamped copy of your court decree and \$26 fee
 - Mail to the office of Vital Records
 - New birth certificate will be issued (old one will be sealed)


Passport


- If your current passport is < one year old
 - Complete Passport Re-Application Form (DS-5504)
 - Include certified copy of court decree (original stamped copy of your court decree)
 - Pay passport application fee
- If your current passport is > one year old
 - Complete Passport Re-Application Form (DS-82)
 - Include certified copy of court decree (original stamped copy of your court decree)
 - Pay passport application fee


Additional Documentation

- Insurance Company
 - Hospital
 - Clinic
 - Medical/Facility Records
 - Pharmacy
- School Records
 - College Applications

Still need Help?

 www.transfamilyosos.org

 info@transfamilyosos.org

 858-304-0085